

Ms. Anderson's

zoom

Expectations



zoom

Expectation #1



Be on time.

Set an alarm for
10 minutes before
your meeting.

Log in a few minutes
before we start to
make sure everything
is working.

zoom

Expectation #2



Find a quiet place.

Somewhere away from pets and siblings if possible

If this is a group meeting, mute your mic when you are not speaking.

Zoom

Expectation #3



Be prepared.

Make sure your
Chromebook is charged.

If your house is noisy,
please wear
headphones if you
have them.

Zoom

Expectation #4



Wear clothes!

You wouldn't go
to class in your pjs.

Make sure you are
dressed and that your
family are, too!

zoom

Expectation #5

Use your
first and
last name.

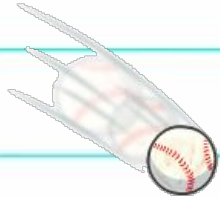


This is especially helpful
for group meetings!

([Click here to learn how
to change your name.](#))

zoom

Expectation #6



FOCUS

This is a time for learning!

Put away all games, cell phones, TV, and any other distractions.

zoom

Expectation #7

Participate!

Don't just sit
there on mute!

Answer questions
and don't be afraid
to jump into
conversations!



zoom

Expectation #8

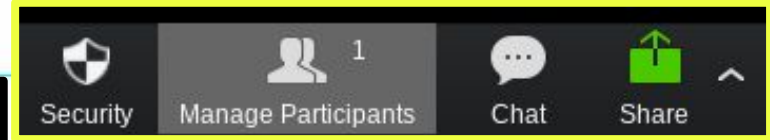


Be
respectful
to your
classmates
and
teacher.

How do I change my name on Zoom?

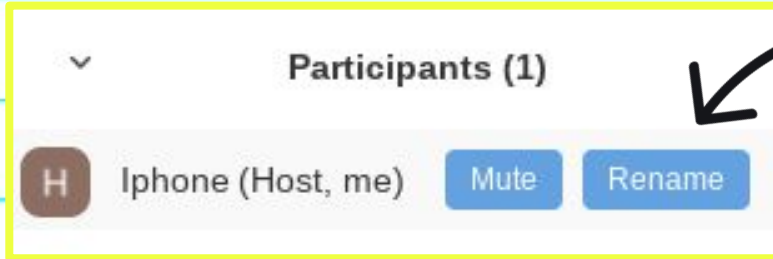
Step 1:

Click on the “Manage Participants” icon at the bottom of the screen.



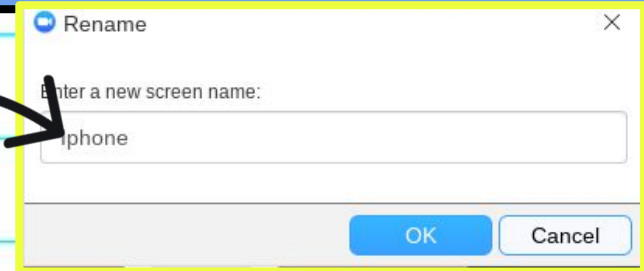
Step 2:

Hover over your name, then a “Mute” and “Rename” button will appear. Click “Rename.”



Step 3:

Type your first name in the box. Then click “Ok.”



What do the icons mean on **Zoom**?



If you see this icon, we can **NOT** see you.



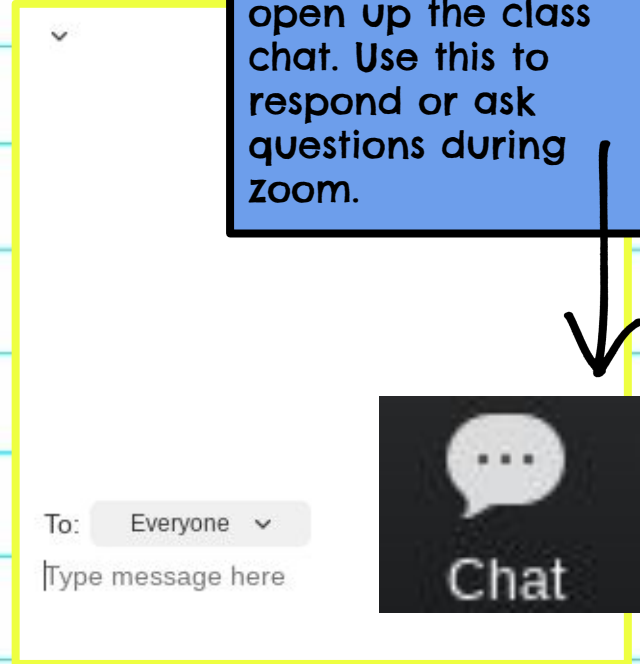
If you see this icon, we **CAN** see you.



If you see this icon, we can **NOT** hear you.



If you see this icon, we **CAN** hear you.



This button will open up the class chat. Use this to respond or ask questions during zoom.